

Must Do: Holiday Wishlist

Aotearoa New Zealand has plenty to offer! Where do you want to visit once we get out of lockdown? You could check out the mud pools in Rotorua, go jet boating in Queenstown, or check out an exhibition at Te Papa in Wellington.

Watch this video about our own backyard.. .Aotearoa. How many places can you identify from the video?

Write about the first place you would like to visit in Aotearoa once we are out of lockdown.



Must Do: Through the camera lens

Taking the perfect photo. Pick an activity below to work on. Remember to proofread any writing task you choose to work on.



Photographer

Step into the shoes of this photographer. Why have you decided to take this photo? What has brought you to this location? Where is this photo being taken?

A picture tells a thousand words

What can the photographer see through their camera? We encourage you to draw the photo. Remember to include as much detail as you can.

The person taking the photo

You're walking along the beach and stumble across this person taking a photo of something. Who could this person be and why are they taking this photo?

Task 4 – Must Do: Everything happens for a reason

This week is all about adventure tourism in Aotearoa New Zealand.



Make a tourism commercial, advertisement, slide show, poster or something else to promote adventure tourism in Aotearoa. How will you promote our beautiful country to tourists once people from different countries can travel again?

You're one of the skydivers in this picture. Write a set of safety instructions in preparation for your jump. What do you need to take with you?

Write a persuasive piece on why someone should try **skydiving, paragliding, whitewater rafting or bungee-jumping**. Think about the sense of adventure, being able to view the horizon.

Task Four (continued): Persuasive Writing

Why should someone participate in adventure tourism?




Should someone experience the thrill and adventure of skydiving, paragliding, whitewater rafting or bungee-jumping.

Chose a topic about adventure tourism and write an argument for or against it.

Make sure to include persuasive language in your writing:

I think...	I believe...	You / We should...
I agree...	I strongly believe...	Because...

Choice: A day in the life of a camera



Just like you... a Gopro camera experiences lots over its lifetime.


We encourage you to become a Gopro and write a diary entry based on your experiences.

Think about the following points when planning your ideas:

- What you see, hear and smell.
- What emotions come to mind when you experience something beautiful or adventurous?

Must Watch: A Cloudy Lesson (Video)

Watch this short film, then complete two of the must do writing activities in the next slides. You can try any of the choice writing activities too!



Must Do: Setting Description

Describe the scene that 'A Cloudy Lesson' is set in!

Here are some pictures to remind you:



Make sure to use some descriptive language and language features, such as adjectives, adverbs, similes, alliteration and onomatopoeia!

Must Do: Cloud Watching

You will need to spend some time outside for this activity!

Find a quiet spot outside to lie down and look at the clouds. As you spend 5-10 minutes relaxing and watching the sky, think about these questions:

- What things do you notice about the clouds?
- What shapes are the clouds?
- How do they move and change?
- Are there different types?
- What about their colours/shades?





When you have finished, make a brainstorm of the things you noticed. Use this brainstorm to help you write about your cloud watching experience!

Must Do: Explanation Writing

Watch these videos then choose one of these topics:

- How Clouds are Formed
- Different Types of Clouds

We encourage you to write an explanation about your chosen topic!
Try to include an introduction, paragraphs and a conclusion.
You could also draw a diagram to add to your writing!



Choice: Comic Strip

Draw a comic strip for some, or all, of 'A Cloudy Lesson'!

Your comic could include any of the following:

- A Title
- Clear simple drawings
- Speech bubbles
- Thought bubbles
- Onomatopoeia

You will need to make up the dialogue (speech) and thoughts, as there are none in the video!



Choice: Writing a Script

Have a go at creating a script for 'A Cloudy Lesson'!

You could choose just a small part or the whole of the video to write a script for. You will need to include dialogue (what the characters might say during each part of the video).



Scripts have 4 main features:

- The story
- The setting
- The characters
- The layout




Watch this [video](#). It will give you some ideas about how to set out your script!

Choice: Mythology Writing

'A Cloudy Lesson' tells a story about why we have different shaped clouds!

Many cultures use mythology to explain natural phenomena, e.g. weather, wildlife, trees and plants. This **Matariki myth** is a great example of how cultures use mythology to explain a natural phenomenon! Choose a weather phenomenon and write your own myth to explain why it happens:



<i>Clouds</i>	<i>Tornadoes</i>	<i>Sunsets / Sunrises</i>
<i>Storms</i>	<i>Thunder / Lightning</i>	<i>Rain / Snow / Hail</i>

Follow the 5 steps from this [website](#) to help you structure your myth!