


# The Water Cycle




- Watch this video about the water cycle.



- Record what you think these words mean:
  - Evaporation
  - Condensation
  - Precipitation
- Try drawing and labelling a picture of the water cycle. You will need to use arrows to point where the water goes.

Dance along to this water cycle song from  
GoNoodle



# Try this water cycle experiment

You will need:


- A ziplock bag
- Water
- A permanent marker
- Sellotape

1. Draw the water cycle on a ziplock bag.

2. Fill the bag with a small amount of water.  
You can add some blue food colouring if you have it.

3. Tape the top of the bag to a sunny window.  
Place a line where the water reaches to.

4. Watch the bag over the next few days.  
What happens to the water? Record what you notice.



Mon	Tues	Wed	Thurs	Fri
